




Jo Ann McGowan	3
The Jo Ann University Hospital	4
Surgical treatment	6
Catheterization during acquired cardiovascular pathologies	9
Catheterization during congenital heart pathologies	10
The Arrhythmology Department	11
The Department of Thoracic Surgery	12
Future Plans – Oncology Project	15
Our Partners:	17



Jo Ann McGowan, is a person whose name was given to a University Hospital

Jo Ann McGowan was born on July 18, 1939 in California, the USA. She has made a great contribution to the creation of the system for the treatment of congenital heart defects in Georgia.

In 1992, in the USA, Jo Ann McGowan met Irakli Metreveli, who became the co-founder of the Hospital and its President; the idea to establish a Children's Cardiac Surgery Center was born (the analog of the Center, that was also established by Jo Ann McGowan, already existed in St. Petersburg).

In 1994 Georgian surgeons - Irakli Metreveli, Avtandil Tsimtsadze, anesthesiologist – Merab Tevzadze, and cardiologist – Tamta Botsvadze traveled to St. Petersburg to study at Jo Ann McGowan's Cardiac Surgery Clinic, where at that time American specialists were constantly present, sharing their knowledge and experience. In parallel, the work on the Georgian Project continued.

From the very first moment the idea to establish the Children's Cardiac Surgery Service in Georgia received full support of the leading American and European specialists.

On September 16, 1996 the first Children's Cardiac Surgery and Heart Center was opened in Tbilisi with great effort and desire of Jo Ann McGowan, though, at that time along with the unthinkable, it was practically impossible.

According to the will of Mrs. Jo Ann, some of her ashes are buried in the square of Jo Ann University Hospital.



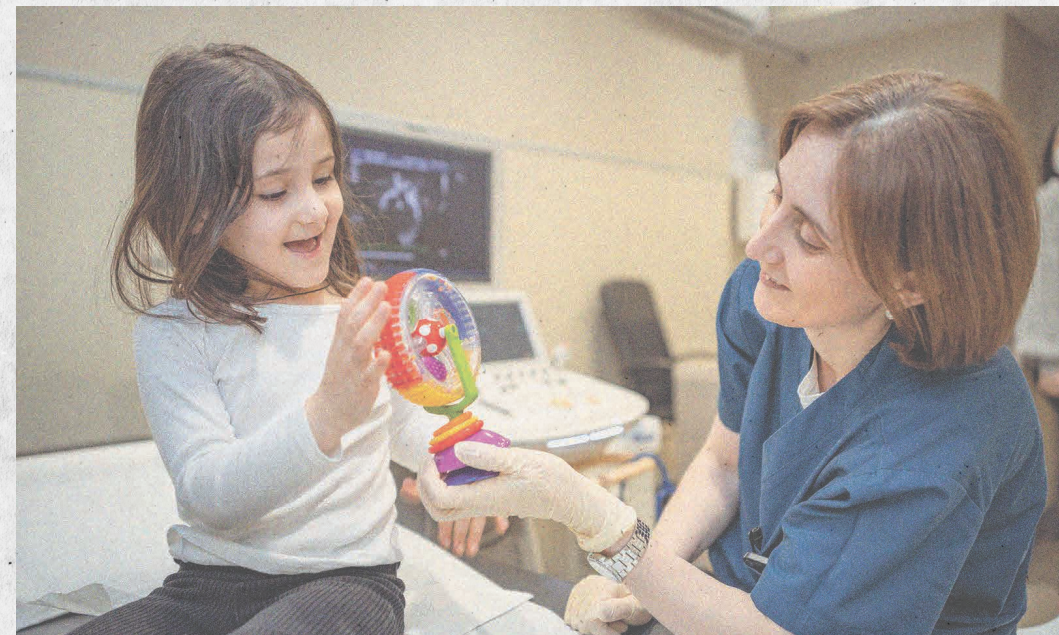
The Jo Ann University Hospital

The Jo Ann University Hospital was founded in 1996 as the Children's Cardiac and Congenital Heart Defects Diagnostic and Treatment Center. Due to the work carried out by the Hospital infant and child mortality and morbidity rates have reduced in Georgia.

The Jo Ann University Hospital is the educational base of the European University.

The Hospital actively cooperates with leading medical centers and universities of Europe and the USA, this cooperation permits to study and implement the most up-to-date therapeutic methods and latest technologies.

The Jo Ann University Hospital represents the most up-to-date strategy for early diagnosis, treatment and management of heart diseases and their associated conditions in children and adults in Georgia. The ongoing educational activity carried out at the Hospital, and raising generations of high-class specialists is our tradition and the main key to the successful implementation of the task.



5

The Hospital is equipped with modern equipment of the highest standards. Its medical personnel is regularly trained and re-trained in medical institutions abroad, besides, leading European and American specialists are visiting the Hospital.

In the framework of the International Collaboration for the Quality Control Improvement, evaluation of external quality control of congenital heart defect cardio-surgery, performed in children and adults, is carried out by the Boston Children's Hospital, the USA in a non-stop regimen.

The Jo Ann University Hospital is permanently distinguished by its services tailored to the needs of a patient. The range of cardiology methods and cardiac surgery for patients of all ages still remains the main direction of our activity; the latest treatment methods and technologies are regularly being implemented.



Surgical treatment of congenital heart defects comprises the important part of children's cardiac surgery. Approximately, 0.8-1.2% of those born alive have congenital heart defects; around 70% of patients need treatment of the defects during the first year of their life.

The Jo Ann University Hospital is the pioneer and the founder of this field in Georgia. Physicians, working at the Hospital have the most profound knowledge and skills in using all existing modern methods for early diagnosis and treatment of congenital heart defects in newborns (including those with low birth weight), infants, adolescents and adults, such as ultrasound examination of a fetus, trans-esophageal echocardiograph, CT, magnetic resonance angiographic study.

In case of necessity highly qualified invasive cardiology specialists are able to treat some congenital heart defects without radical surgical interventions. Nowadays it is already possible to close most open ductus arteriosus (the Botali duct) and atrial septal defects, as well as some ventricular septal defects using the endovascular method. Besides, our specialists treat heart valves and blood vessels narrowed for various reasons (using balloon valvuloplasty and vascular ballooning). All these procedures are performed using most modern methods in catheterization lab.



In need of urgent open surgery in newborns or adolescents with congenital heart defect, highly qualified specialists working at the Congenital Heart Defect Surgery Department of the Center can provide the whole spectrum of surgical interventions to patients of any age group (both in premature and low birth weight infants, and in adults) throughout 24 hrs.

The Center is implementing the most modern approaches, methods and surgical techniques, technologies and materials used in congenital heart defect surgery today. Together with high qualification of the personnel it provides medical services that are oriented on maximal safety of our patients.



As a result, the statistical data for Congenital Heart Defects, collected at the Jo Ann University Hospital show that indices of patients' survival, number of successful operations and long-term prognosis of patients recovery, improvement of quality of their lives are at the same level as that obtained at the recognized leading Medical Centers of Europe and the USA.

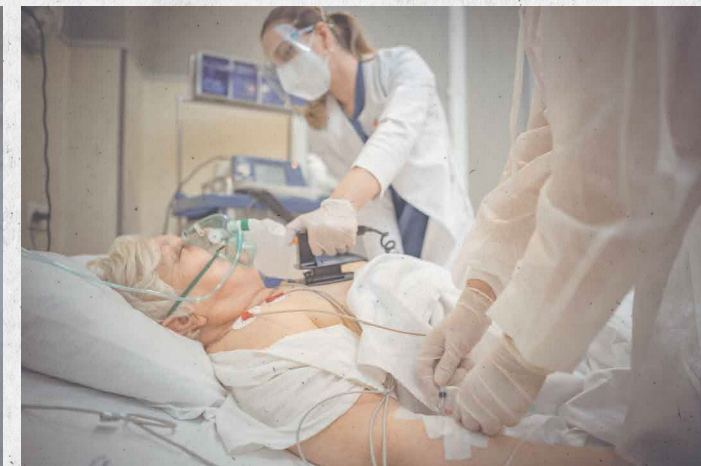
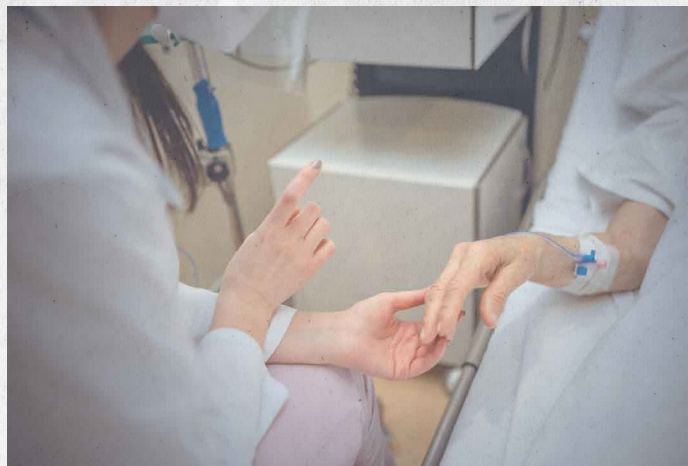
Opening of the first Blood Bank with free donation of the safe blood can be considered as one of the most innovative Projects of the Jo Ann University Hospital. Besides, the Jo Ann University Hospital was the first medical Center, where fetal heart diagnosis - one of the most requested service both in Georgia and globally, was performed. Fetal echocardiography is a study that detects congenital heart defects (including arrhythmias) of a fetus during pregnancy, it significantly reduces newborns' mortality rates.



The Adult Cardiology Department of the Jo Ann University Hospital was opened in 2000. The development of cardiac surgery in Georgia created the need for harmonious development and hosting of therapeutic and surgical cardiology in one space. Responding to this challenge the Adult Cardiology Service of the Jo Ann Center gradually covered all directions of cardiology. This innovative approach helped to develop an new type of the cardiologic service in Georgia, that is characterized by the following principles:

- Protection of patient's interests, treatment safety, provision of maximum guaranteed treatment results based on statistical studies.
- Orientation on the modern Western medicine, where the priority is - approbated standards and protocols, and not a personal attitude, that often may be subjective and based on limited data. Accordingly, examination scheme and therapeutic process are strictly organized, and are completely arranged according to the Recommendations and Guidelines proposed by the European and American Heart Associations
- Continuing education, internship and re-training of doctors and nurses working at the Center
- Full involvement of a patient in his/her treatment process; patient's awareness of his/her diagnosis, planned diagnostic and therapeutic measures, possible risks and complications.

In Georgia this is practically, the only Cardiology Service, that works according to these four basic western principles

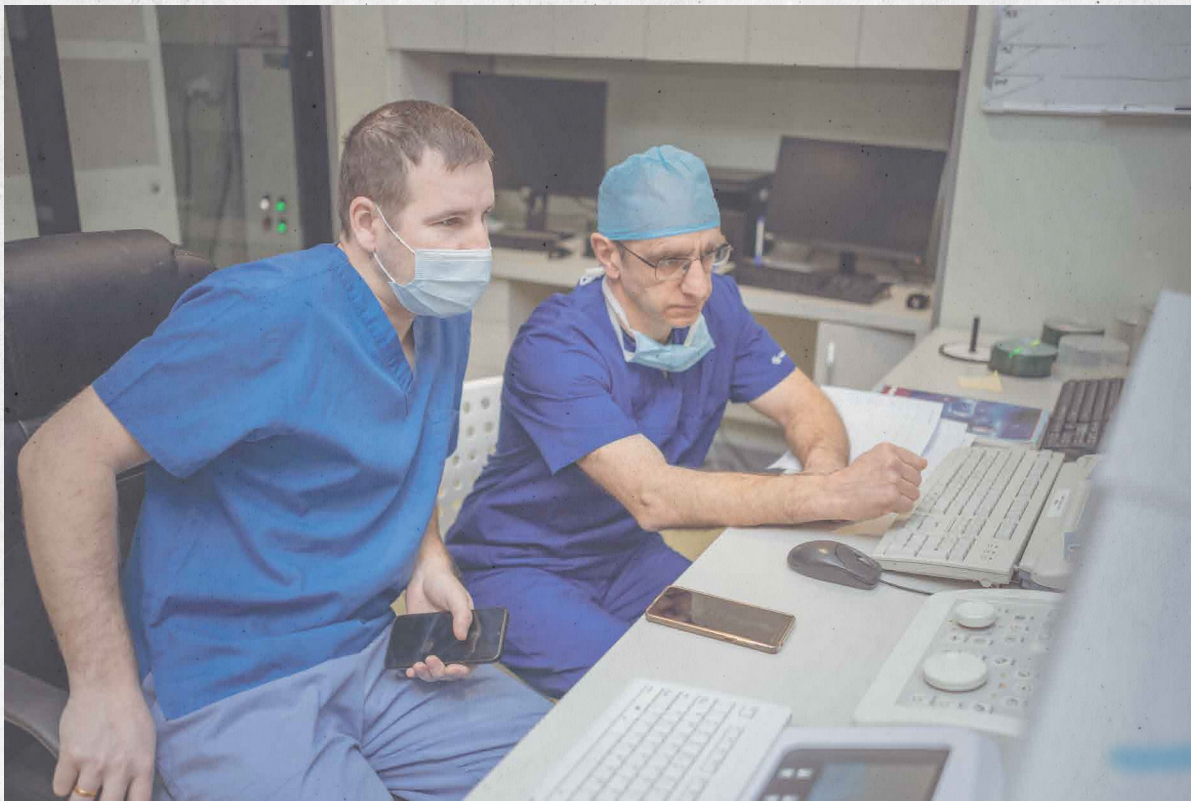


9

Catheterization during acquired cardiovascular pathologies

The Catheterization Lab. of the Jo Ann University Hospital is equipped with the instruments of modern standards, that allow provision of wide spectrum of CAD diagnostic and treatment methods. The Department of Intensive Cardiology is functioning in 24/7 regimen.

The Jo Ann University Hospital has many years of experience, and constant striving for development that allows to significantly increase the range of trans-catheter interventions and get a foothold in Western interventional cardiovascular medicine in the very nearest future.

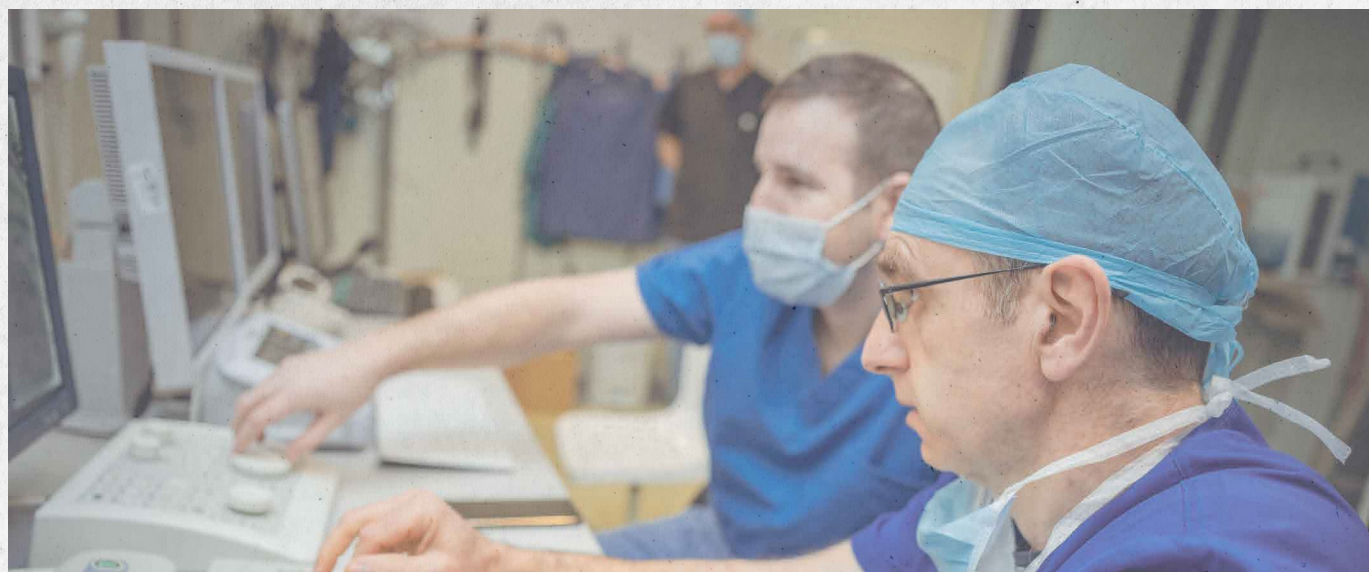


Catheterization during congenital heart pathologies

10



The first catheterization procedure was performed at the Jo Ann University Hospital in 1996. Heart study and treatment using endovascular catheterization method is an important achievement in cardiology. With this procedure it has become possible to treat certain heart defects without open surgery. A heart defect is corrected with a catheter and certain medical devices put through the femoral or other blood vessels. Catheterization made it possible to widen the narrowed blood vessel, and to close a hole and/or such a vessel, the presence of which is dangerous or/and undesirable for a patient. As a rule, a patient stays for this procedure in the Hospital only for 2 days. In cases of a complex heart defect catheterization is a possibility to perform additional investigations. In those patients, in whom a heart defect cannot be completely viewed by ultrasound, additional information about the heart and vessel structure and blood pressure is obtained by catheterization. It provides the opportunity to accurately select a treatment method. At the Center the catheterization procedures for congenital heart defects is performed by the pioneer and leading specialist in the field, Dr. Vakhtang Khelashvili.



The Arrhythmology Department



Provides the full range of services both for adult, and pediatric patients. The arrhythmology department, lead by Dr. Giorgi Papiashvili, is, in fact, the only one that provides services to pediatric patients. The first ever implantation of permanent pacemaker as an epicardial approach, and transatrial implantation of electrodes by means of a hybrid procedure in Georgia were performed at the Jo Ann University Hospital; and in 2021 the first completely subcutaneous cardioverter-defibrillator (S-ICD) was implanted.

The Department of Thoracic Surgery

12

Performs surgical correction of congenital and acquired defects of the lungs and airways in newborn and underweight patients; such highly technological methods, as extracorporeal membrane oxygenation, lung arteriography, fibrobronchoscopy with bronchography and possible stenting, etc, are used. At our Center plastics of trachea and bronchi with artificial blood circulation were performed in young (patients from 1 to 3 months of age); besides, several interventions have been performed during pulmonary arteriovenous malformation and pulmonary sequestration (that belong to rare congenital defects). Following early diagnosis and surgical treatment patients are practically healthy.



Since 2016 mini invasive method to repair chest deformation/pectus excavatum (Nuss procedure) was implemented at the Hospital; today it is the only place in post-Soviet space where such a procedure is performed.

Following outpatient departments are also operating at the Jo Ann University Hospital:

- Since 2018 pediatric, otorhinolaryngology, endocrinology and gynecology out-patient departments
- Ultrasonography – a full examination of practically all organs and soft tissue are performed at the Clinic: liver and gall ducts, urinary system, small pelvic organs (gynecology), thyroid, mammary glands, pleural cavity; Doppler-ultrasonography of blood vessels, etc.
- Radiology department, including CT.



- Clinical and biochemical labs – the Jo Ann’s laboratory has been functioning since 1996; it is located on the territory of the Center, and is providing services in the 24/7 regimen. Besides, Apartment Service provides tests at patients’ homes; all test material obtaining, transportation and processing rules are strictly followed. We guaranty high quality and precision of our test.
- Psycho-social service is functioning at the Hospital, it is completely focused on young patient, and is aimed to maximally reduce the stress and fear of medical procedures as much as possible.
- The Blood Bank of the Jo Ann University Hospital is one of the largest in Georgia, its laboratories are equipped with the most modern technologies. On the basis of a contract since 2012 the quality control is performed by the British organization “Randox Laboratories Ltd” that is using External Quality Control Program RIQAS (Randox International Quality Assessment Scheme). Besides, since 2017 the Blood Bank participates in a whole range of External Quality Control B-PTS (Blood Proficiency Testing Scheme) Programs carried out by the EDQM



Future Plans – Oncology Project

Since 2014-2015 the Jo Ann University Hospital is working on the Pediatric Oncology Project, that is aimed at the implementation of the highest-level treatment of a full range of oncological (solid and onco-hematological) diseases in children and adolescents

In 2016, after the Project was signed, it became necessary to search for appropriate funding sources. The same year the Jo Ann University Hospital and Global Healing have found a perfect source for the Project funding – ASHA (American Schools and Hospitals Abroad) of the USAID.



Future Plans – Oncology Project

In March 2017 the final Grant Application Form, was sent to the USAID. It took 4 month to prepare the Application Form that contained the detailed plan and description of the Clinic. In summer of 2018 the USAID officially declared the Hospital the winner and awarded us a grant of 700.000 USD. Soon the President of Georgia also expressed his interest in solving the problem of childhood oncology in the country, he got acquainted with the Jo Ann's Program and expressed his will to support it.

In order to successfully implement the Project construction is underway and the necessary funds are being sought for reconstruction and equipment.



Our Partners:



St. Jude Children's Research Hospital – world's leading Research Center in childhood cancers, a recognized medical expert and our mentor;

USAID and their American Schools and Hospital Program - our main financial sponsor and quality guarantor;

Global Healing – a Charitable Organization in California, the USA, the co-founder of the Jo Ann University Hospital and our General Partner in the USA.